



Kuzey Kıbrıs Ralli Şampiyonası



ALPET

**HASAN UZUN PETROL
RALLY SPRINT**

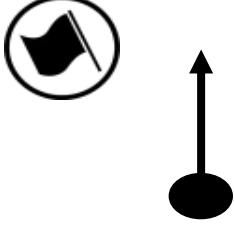
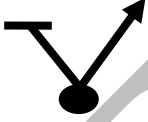
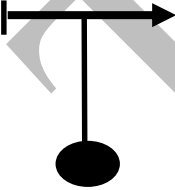
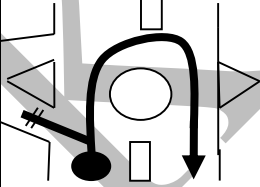



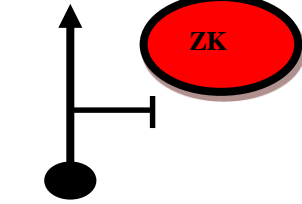
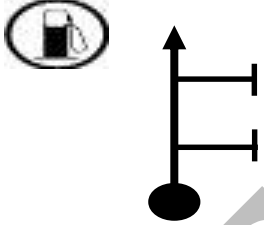
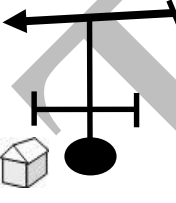
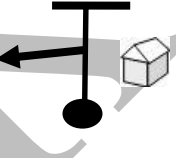
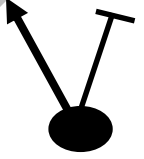
5 KASIM 2016 CUMARTESİ

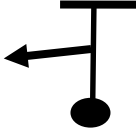

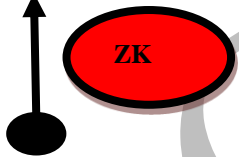


Road Book

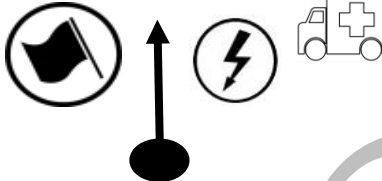

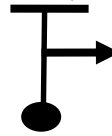
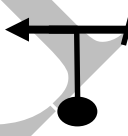

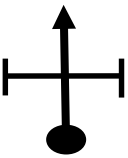

Detaylı Bilgi için : damalibayrak.net & mediaattack.net


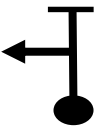


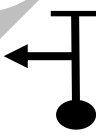

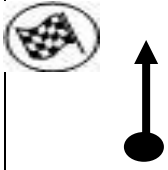
ZK 0 START		Distance / Mesafe		Leg/Ayak	1	Page/Sayfa
ZK 0A SERVİS GİRİŞİ		0,83 KM		Section/Bölüm	1	1
Special Stage / Özel Etap		Average Speed / Ortalama Hız		Time Allowed / İdeal Süre		
		12,45 Km/S		5 dk.		
Distance / Mesafe		No:	Direction / Yön	Information / Açıklama	Distance to go / Kalan Mesafe	
Total / Toplam	Partial / Ara	Box/ Kutu				
0.0	0.0	1		START Hasan Uzun Petrol	0,83	
0.18	0.18	2		Santroia Yönü Tersine	0,65	
0.22	0.04	3		ANAYOLA ÇIKIŞ	0,61	
0.62	0.40	4		Alsancak İSTİKAMETİ	0,21	
0,83	0.21	5		SERVİS GİRİŞİ	0,0	


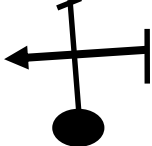
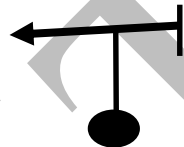
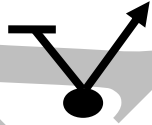

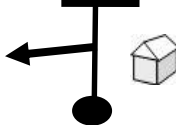
ZK 0B SERVİS ÇIKIŞI		Distance / Mesafe		Leg/Ayak	Page/Sayfa
ZK 1 YEŞİLTEPE <td colspan="2">3,0 Km</td> <td>1</td> <td>2</td>		3,0 Km		1	2
Special Stage / Özel Etap <td colspan="2">Average Speed / Ortalama Hız</td> <td colspan="2">Time Allowed / İdeal Süre</td>		Average Speed / Ortalama Hız		Time Allowed / İdeal Süre	
		9 Km/s		20dk.	
Distance / Mesafe		No:	Direction / Yön	Information / Açıklama	Distance to go / Kalan Mesafe
Total / Toplam	Partial / Ara	Box/ Kutu			
0,00	0,00	1		SERVİS ÇIKIŞI	3,00
0,02	0,02	2		Refuelling – Uzun Petrol	2,98
0,05	0,03	3		Anayol a Çıkış	2,95
1,60	1,55	4		Toprağa giriş (Sağ tarafta Sam's Service)	1,40
1,62	0,02	5		Asfalta Giriş	1,38

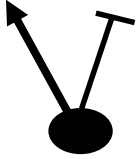


Distance / Mesafe		Leg/Ayak	Page/Sayfa		
ZK 0B SERVİS ÇIKIŞI		1	3		
3,0 Km		Section/Bölüm 1			
ZK 1 YEŞİLTEPE		Time Allowed / İdeal Süre			
Special Stage / Özel Etap		20dk.			
Average Speed / Ortalama Hız					
9 Km/s					
Distance / Mesafe		No:	Direction / Yön	Information / Açıklama	Distance to go / Kalan Mesafe
Total / Toplam	Partial / Ara	Box/ Kutu			
2,73	1,11	6			0,27
3,00	0,27	7		ZK1	0,00

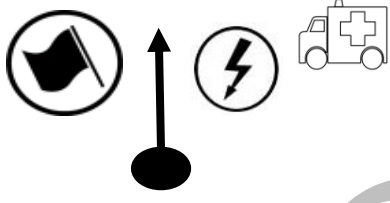
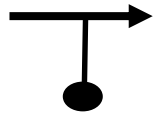
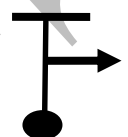

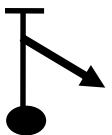
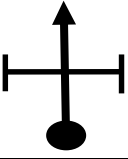

ÖE1 EDİZ 1	Distance / Mesafe	Leg/Ayak 1	Page/Sayfa
ZK2 YEŞİLTEPE 2	7,92 Km	Section/Bölüm 1	4
Special Stage / Özel Etap EDİZ 1	Average Speed / Ortalama Hız 11,88 km/s	Time Allowed / İdeal Süre 40 dk.	




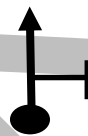

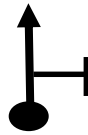
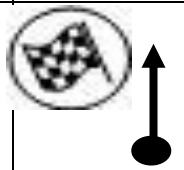
Distance / Mesafe		No:	Direction / Yön	Information / Açıklama	Distance to go / Kalan Mesafe
Total / Toplam	Partial / Ara	Box/ Kutu			
0,00	0,00	1		ÖE START (Asfalt)	7,92
0,01	0,01	2			7,91
0,35	0,34	3		Toprağa giriş	7,57
0,42	0,07	4		Su Deposu Sonrası	7,50
0,46	0,04	5			7,46
0,62	0,16	6		Çöplük Dört Yol	7,30
1,43	0,81	7			6,49


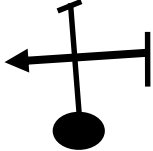
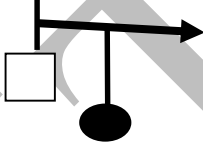
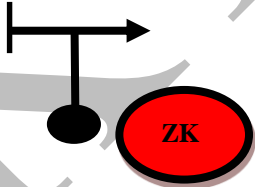

Distance / Mesafe		Leg/Ayak	Page/Sayfa		
7,92 Km		1	5		
Section/Bölüm		Time Allowed / İdeal Süre			
1		40 dk.			
Distance / Mesafe		No:	Direction / Yön	Information / Açıklama	Distance to go / Kalan Mesafe
Total / Toplam	Partial / Ara	Box/ Kutu			
1,78	0,35	8			6,14
2,11	0,33	9			5,81
2,49	0,38	10			5,43
2,80	0,31	11			5,12
3,22	0,42	12			4,70
3,85	0,39	13			4,46
4,00	0,15	14		FF	4,07

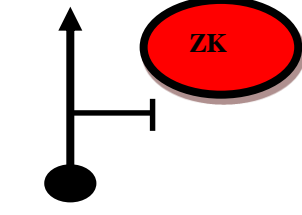
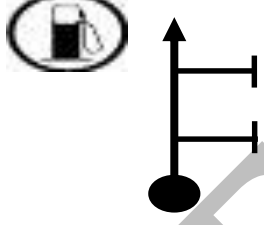
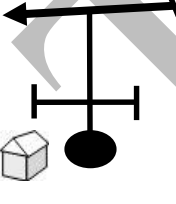
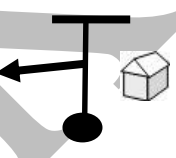
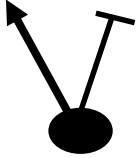
ÖE1 EDİZ 1		Distance / Mesafe		Leg/Ayak	1	Page/Sayfa
ZK2 YEŞİLTEPE 2		7,92 Km		Section/Bölüm	1	6
Special Stage / Özel Etap EDİZ 1		Average Speed / Ortalama Hız 11,88 km/s		Time Allowed / İdeal Süre 40 dk.		
Distance / Mesafe		No:	Direction / Yön	Information / Açıklama	Distance to go / Kalan Mesafe	
Total / Toplam	Partial / Ara	Box/ Kutu				
4,00	0,15	15		STOP	3,92	
4,01	0,01	16		ASFALTA ÇIKIŞ	3,91	
5,02	1,01	17			2,90	
5,09	0,07	18		Santroia Yönü Tersine	2,83	
5,21	0,12	19		ANAYOLA ÇIKIŞ	2,71	
6,50	1,41	20		Toprağa giriş (Sağ tarafta Sam's Service)	1,42	

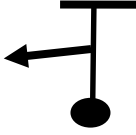

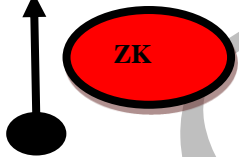
Distance / Mesafe		Leg/Ayak	Page/Sayfa		
7,92 Km		1	7		
Distance / Mesafe		Section/Bölüm	1		
7,92 Km		1	1		
Special Stage / Özel Etap EDİZ 1		Average Speed / Ortalama Hız 11,88 km/s			
		Time Allowed / İdeal Süre 40 dk.			
Distance / Mesafe		No:	Direction / Yön	Information / Açıklama	Distance to go / Kalan Mesafe
Total / Toplam	Partial / Ara	Box/ Kutu			
6,51	0,01	21		Asfalta Giriş	1,41
7,65	1,14	22		METİN AKANSU CADDESİ	0,27
7,92	0,27	23		ZK2	0,00

Distance / Mesafe		Leg/Ayak	Page/Sayfa		
ÖE2 EDİZ 2		1	8		
ZK2A Toplama Girişi		Section/Bölüm 1			
Special Stage / Özel Etap EDİZ 2		Average Speed / Ortalama Hız 12,26 km/s	Time Allowed / İdeal Süre 25 dk.		
Total / Toplam	Partial / Ara	No:	Direction / Yön	Information / Açıklama	Distance to go / Kalan Mesafe
		Box/ Kutu			
0,00	0,00	1		ÖE START (Asfalt)	5,11
0,01	0,01	2			5,10
0,35	0,34	3		Toprağa giriş	4,76
0,42	0,07	4		Su Deposu Sonrası	4,69
0,46	0,04	5			4,65
0,62	0,16	6		Çöplük Dört yol	4,49
1,43	0,81	7			3,68

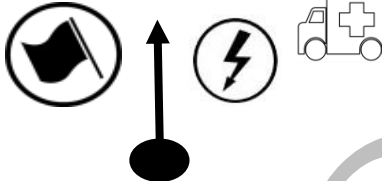
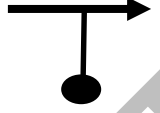
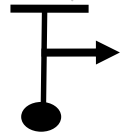

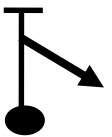
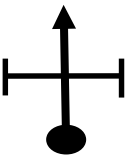
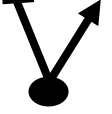
ÖE2 EDİZ 2		Distance / Mesafe		Leg/Ayak	1	Page/Sayfa
ZK2A Toplama Girişi		5,11 Km		Section/Bölüm	1	9
Special Stage / Özel Etap EDİZ 2		Average Speed / Ortalama Hız 12,26 km/s		Time Allowed / İdeal Süre 25 dk.		
Distance / Mesafe		No:	Direction / Yön	Information / Açıklama	Distance to go / Kalan Mesafe	
Total / Toplam	Partial / Ara	Box/ Kutu				
1,78	0,35	8			3,33	
2,11	0,33	9			3,00	
2,49	0,38	10			2,62	
2,80	0,31	11			2,31	
3,22	0,42	12			1,89	
3,85	0,39	13			1,65	
4,00	0,15	14		FF	1,26	


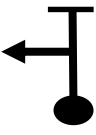


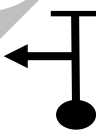

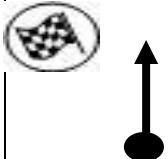
ÖE2 EDİZ 2		Distance / Mesafe		Leg/Ayak	1	Page/Sayfa
ZK2A Toplama Girişi		5,11 Km		Section/Bölüm	1	10
Special Stage / Özel Etap EDİZ 2		Average Speed / Ortalama Hız 12,26 km/s		Time Allowed / İdeal Süre 25 dk.		
Distance / Mesafe		No:	Direction / Yön	Information / Açıklama	Distance to go / Kalan Mesafe	
Total / Toplam	Partial / Ara	Box/ Kutu				
4,00	0,15	15		STOP	1,11	
4,01	0,01	16		ASFALTA ÇIKIŞ	1,10	
5,02	1,01	17		Hales	0,09	
4.52	0.17	18		Toplama Girişi	0,01	
4.99	0.47	19		Servis Girişi	0,00	


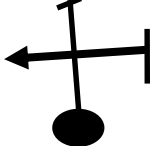
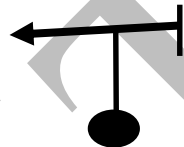
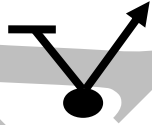

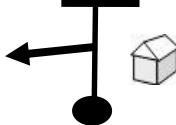
Distance / Mesafe		Leg/Ayak	Page/Sayfa		
ZK 2D SERVİS ÇIKIŞI		1	11		
ZK 3 YEŞİLTEPE		Section/Bölüm 2			
Special Stage / Özel Etap		Average Speed / Ortalama Hız 9 Km/s	Time Allowed / İdeal Süre 20dk.		
Distance / Mesafe		No:	Direction / Yön	Information / Açıklama	Distance to go / Kalan Mesafe
Total / Toplam	Partial / Ara	Box/ Kutu			
0,00	0,00	1		SERVİS ÇIKIŞI	3,00
0,02	0,02	2		Refuelling – Uzun Petrol	2,98
0,05	0,03	3		Anayol a Çıkış	2,95
1,60	1,55	4		Toprağa giriş (Sağ tarafta Sam's Service)	1,40
1,62	0,02	5		Asfalta Giriş	1,38

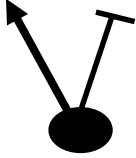
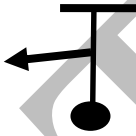

ZK 2D SERVİS ÇIKIŞI		Distance / Mesafe		Leg/Ayak	1	Page/Sayfa
ZK 3 YEŞİLTEPE		3,0 Km		Section/Bölüm	2	12
Special Stage / Özel Etap		Average Speed / Ortalama Hız		Time Allowed / İdeal Süre		
		9 Km/s		20dk.		
Distance / Mesafe		No:	Direction / Yön	Information / Açıklama	Distance to go / Kalan Mesafe	
Total / Toplam	Partial / Ara	Box/ Kutu				
2,73	1,11	6			0,27	
3,00	0,27	7		ZK1	0,00	

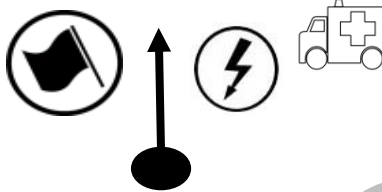
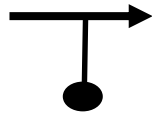
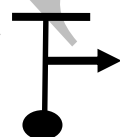
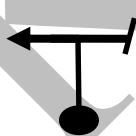

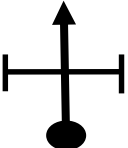

ÖE3 EDİZ 1	Distance / Mesafe	Leg/Ayak 1	Page/Sayfa
ZK4 YEŞİLTEPE 2	7,92 Km	Section/Bölüm 2	13
Special Stage / Özel Etap EDİZ	Average Speed / Ortalama Hız 11,88 km/s	Time Allowed / İdeal Süre 40 dk.	








Distance / Mesafe		No:	Direction / Yön	Information / Açıklama	Distance to go / Kalan Mesafe
Total / Toplam	Partial / Ara	Box/ Kutu			
0,00	0,00	1		ÖE START (Asfalt)	7,92
0,01	0,01	2			7,91
0,35	0,34	3		Toprağa giriş	7,57
0,42	0,07	4		Su Deposu Sonrası	7,50
0,46	0,04	5			7,46
0,62	0,16	6		Çöplük Dört Yol	7,30
1,43	0,81	7			6,49


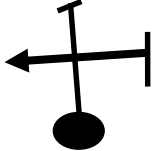
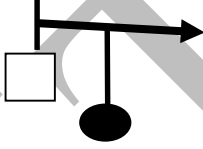
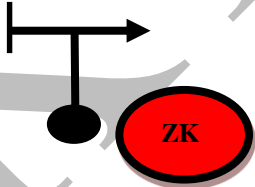

Distance / Mesafe		Leg/Ayak	1	Page/Sayfa	
7,92 Km		Section/Bölüm	2	14	
Average Speed / Ortalama Hız		Time Allowed / İdeal Süre			
11,88 km/s		40 dk.			
Distance / Mesafe		No:	Direction / Yön	Information / Açıklama	Distance to go / Kalan Mesafe
Total / Toplam	Partial / Ara	Box/ Kutu			
1,78	0,35	8			6,14
2,11	0,33	9			5,81
2,49	0,38	10			5,43
2,80	0,31	11			5,12
3,22	0,42	12			4,70
3,85	0,39	13			4,46
4,00	0,15	14		FF	4,07

ÖE3 EDİZ 1		Distance / Mesafe		Leg/Ayak	1	Page/Sayfa
ZK4 YEŞİLTEPE 2		7,92 Km		Section/Bölüm	2	15
Special Stage / Özel Etap EDİZ		Average Speed / Ortalama Hız 11,88 km/s		Time Allowed / İdeal Süre 40 dk.		
Distance / Mesafe		No:	Direction / Yön	Information / Açıklama		Distance to go / Kalan Mesafe
Total / Toplam	Partial / Ara	Box/ Kutu				
4,00	0,15	15		STOP		3,92
4,01	0,01	16		ASFALTA ÇIKIŞ		3,91
5,02	1,01	17				2,90
5,09	0,07	18		Santroia Yönü Tersine		2,83
5,21	0,12	19		ANAYOLA ÇIKIŞ		2,71
6,50	1,41	20		Toprağa giriş (Sağ tarafta Sam's Service)		1,42

Distance / Mesafe		Leg/Ayak	Page/Sayfa		
7,92 Km		1	16		
Distance / Mesafe		Section/Bölüm	Page/Sayfa		
7,92 Km		2	16		
Special Stage / Özel Etap EDİZ		Average Speed / Ortalama Hız 11,88 km/s			
		Time Allowed / İdeal Süre 40 dk.			
Distance / Mesafe		No:	Direction / Yön	Information / Açıklama	Distance to go / Kalan Mesafe
Total / Toplam	Partial / Ara	Box/ Kutu			
6,51	0,01	21		Asfalta Giriş	1,41
7,65	1,14	22		METİN AKANSU CADDESİ	0,27
7,92	0,27	23		ZK2	0,00

Distance / Mesafe		Leg/Ayak	Page/Sayfa		
ÖE4 EDİZ 4		1	17		
ZK4A Toplama Girişi		Section/Bölüm 2			
Special Stage / Özel Etap EDİZ		Average Speed / Ortalama Hız 12,26 km/s	Time Allowed / İdeal Süre 25 dk.		
Total / Toplam	Partial / Ara	No:	Direction / Yön	Information / Açıklama	Distance to go / Kalan Mesafe
		Box/ Kutu			
0,00	0,00			ÖE START (Asfalt)	5,11
		1			
0,01	0,01				5,10
		2			
0,35	0,34			Toprağa giriş	4,76
		3			
0,42	0,07			Su Deposu Sonrası	4,69
		4			
0,46	0,04				4,65
		5			
0,62	0,16			Çöplük Dört yol	4,49
		6			
1,43	0,81				3,68
		7			

ÖE4 EDİZ 4		Distance / Mesafe		Leg/Ayak	1	Page/Sayfa
ZK4A Toplama Girişi		5,11 Km		Section/Bölüm	2	18
Special Stage / Özel Etap EDİZ		Average Speed / Ortalama Hız 12,26 km/s		Time Allowed / İdeal Süre 25 dk.		
Distance / Mesafe		No:	Direction / Yön	Information / Açıklama	Distance to go / Kalan Mesafe	
Total / Toplam	Partial / Ara	Box/ Kutu				
1,78	0,35	8			3,33	
2,11	0,33	9			3,00	
2,49	0,38	10			2,62	
2,80	0,31	11			2,31	
3,22	0,42	12			1,89	
3,85	0,39	13			1,65	
4,00	0,15	14		FF	1,26	

ÖE4 EDİZ 4		Distance / Mesafe		Leg/Ayak	1	Page/Sayfa
ZK4A Toplama Girişi		5,11 Km		Section/Bölüm	2	19
Special Stage / Özel Etap EDİZ		Average Speed / Ortalama Hız 12,26 km/s		Time Allowed / İdeal Süre 25 dk.		
Distance / Mesafe		No:	Direction / Yön	Information / Açıklama	Distance to go / Kalan Mesafe	
Total / Toplam	Partial / Ara	Box/ Kutu				
4,00	0,15	15		STOP	1,11	
4,01	0,01	16		ASFALTA ÇIKIŞ	1,10	
5,02	1,01	17		Hales	0,09	
5,10	0,08	18		Toplama Girişi	0,01	
5,11	0,01	19		Servis Girişi	0,00	

